



Physio Magneto USER GUIDE

PM-ST 3



Warning

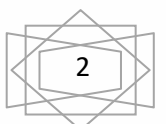
Dear user:

Thanks for using our device, to make sure a correct operation, following points must be noted:


Please read this guide in detail and keep it well for reference.

- ◆◆ Please follow the guide to assemble and operate the machine correctly.
- ◆◆ Please do not remove and change any accessories of the machine.
- ◆◆ Open the machine is not allowed except authorized or instructed by manufacturer
- ◆◆ Please contact us if there is any problem during operation.

This product does not belong to medical device, please don't use for disease treatment!



Parts Introduction



- 1.10.4" Screen
- 2.Holding arm
- 3.Handle
- 4.Hand Piece Connector
- 5.Power Switch
- 6.Power Socket
- 7.Inlet
- 8.Overflow
- 9.Outlet

Accessories



PM handle



Holding arm

Technology Background

Magneto Therapy pulses a magnetic field into the body, creating an extraordinary healing effect. The results are less pain, reduction in swelling, and increased range of motion in the affected areas. Damaged cells are reenergized by boosting electrical charges within the cell that restore it to its normal healthy state. Cellular metabolism increases, blood cells are regenerated, circulation is improved, and absorption of oxygen is increased by upwards of 200%. The immune system becomes healthier and the liver, kidneys, and colon are better able to eliminate waste and toxins.


Effects of PM Therapy

- reduces pain
- improves superficial and deep blood circulation
- improves tissue regeneration
- stimulates venous and lymphatic drainage
- affects the restoration of metabolic balance activity

Indications For Treatment

- various muscular pathologies (contracture, muscle tears, bruises and swelling)
- injuries, osteoarticular distractions and wear of the joints (shoulder, hip, knee, ankle joints)
- pathology of the elbow, wrist and arm (epicondylitis, tendinitis, carpal tunnel syndrome)
- cervical, thoracic and lumbar pathology
- inflammation and damage to the Achilles tendon, and patellar ligament
- tendonitis and calcination in the area of the shoulder joint
- acute and chronic edema

PM Therapy Operation



(Fig1)

In interface as (Fig1)
 Input default password:
 “888888” to enter interface
 as (Fig 2) shows.

Notes: “advanced setting” is for manufacturer only.



(Fig 3)



(Fig2)



1. chose the body part that you want to treat as (Fig 3)




2. Adjust the Energy intensity : Adjust the Energy according to different client and different treatment site. Click on “+” and “-” to set, the range is from 5% (weak) to 100%(strong).



4. Adjust the Frequency intensity : Adjust the Frequency according to different client and different treatment site. Click on “+” and “-” to set, F1 rang: 1 to 35 F2 rang:1 to 50 F3 rang:1 to 28



3. ST mode: super transduction,1000-3000Hz,The system automatically recommends treatment parameters for each Part. With ST mode, the frequency can't be adjusted



5.MT mode: Magneto transduction, 1-50HZ, The frequency can be adjusted according to different customers

How does the PM treatment

Physio Magneto is a largely risk-free and side-effect-free method. As a patient, you will find the therapy very comfortable: The therapy loop is positioned over the area of pain while you remain fully clothed – direct skin contact is not necessary. High-energy magnetic pulses are then transmitted to your body, where they take effect

A treatment session lasts 5 to 20 minutes, and a course of treatment requires 6 to 8 sessions, depending on the severity of the condition and response to treatment.



Application Treatment Recommendation

Area	Energy	Frequency			Sessions	Interval
		F1	F2	F3		
Elbow	30	7	25	10	6-8	twice a week
Wrist	30	7	25	10	6-8	twice a week
Shoulder	50	10	29	13	6-8	twice a week
Cervical Vertebra	50	7	25	10	6-8	twice a week
Lumbar Vertebra	50	9	28	12	6-8	twice a week
Groin	45	6	22	9	6-8	twice a week
Hip	60	12	29	15	6-8	twice a week
Thigh	50	7	25	10	6-8	twice a week
Knee	55	11	29	13	6-8	twice a week
Foot/Ankle	40	7	25	10	6-8	twice a week

Forbiddens

- 1.The eyes and the surrounding area, the myocardium, the spinal cord, the gonads, the kidneys and the liver.
- 2.Blood disorders, coagulation problems or the use of anticoagulants.
- 3.Polypus in the area of treatment.
- 4.Thrombosis.
- 5.Tumor diseases.
- 6.Polyneuropathy.
- 7.Growing cartilage in children.
- 8.Therapy using corticoids.
- 9.Inapplicable on areas in proximity to large nerve bundles, bundles, blood vessels, the spinal cord and the head.

Possible Side Effects

1. Erythema or swelling can temporarily occur in the treated area.
- 2.Loss of bodily sensation or itching can temporarily occur in the treated area.
- 3.Skin damage after previous corticoid therapy.
- 4.Physio Magneto application can cause undesirable heart activity.

Accessories List

- | | |
|---------------|------|
| 1.Host | 1pcs |
| 2.PM Handle | 1pcs |
| 3.Holding arm | 1pcs |

